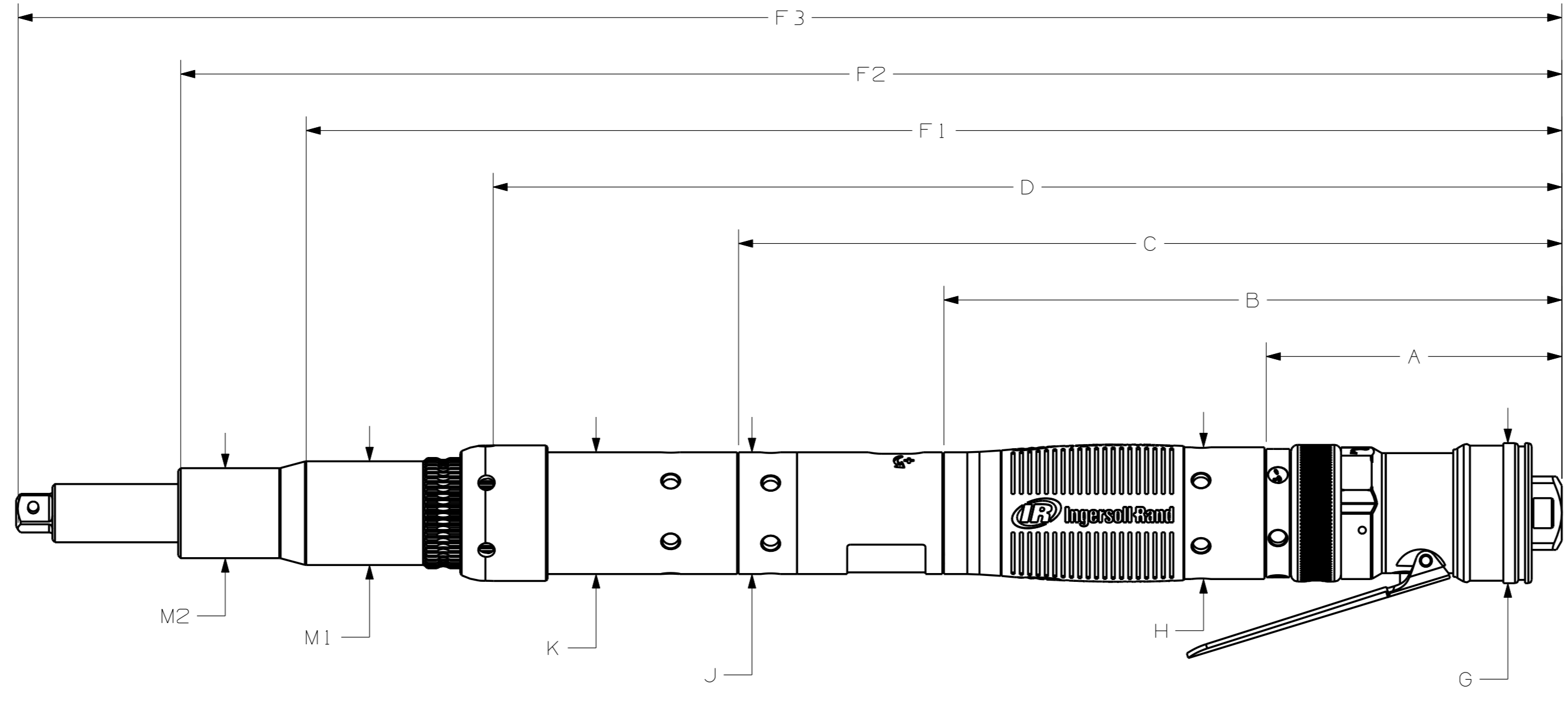
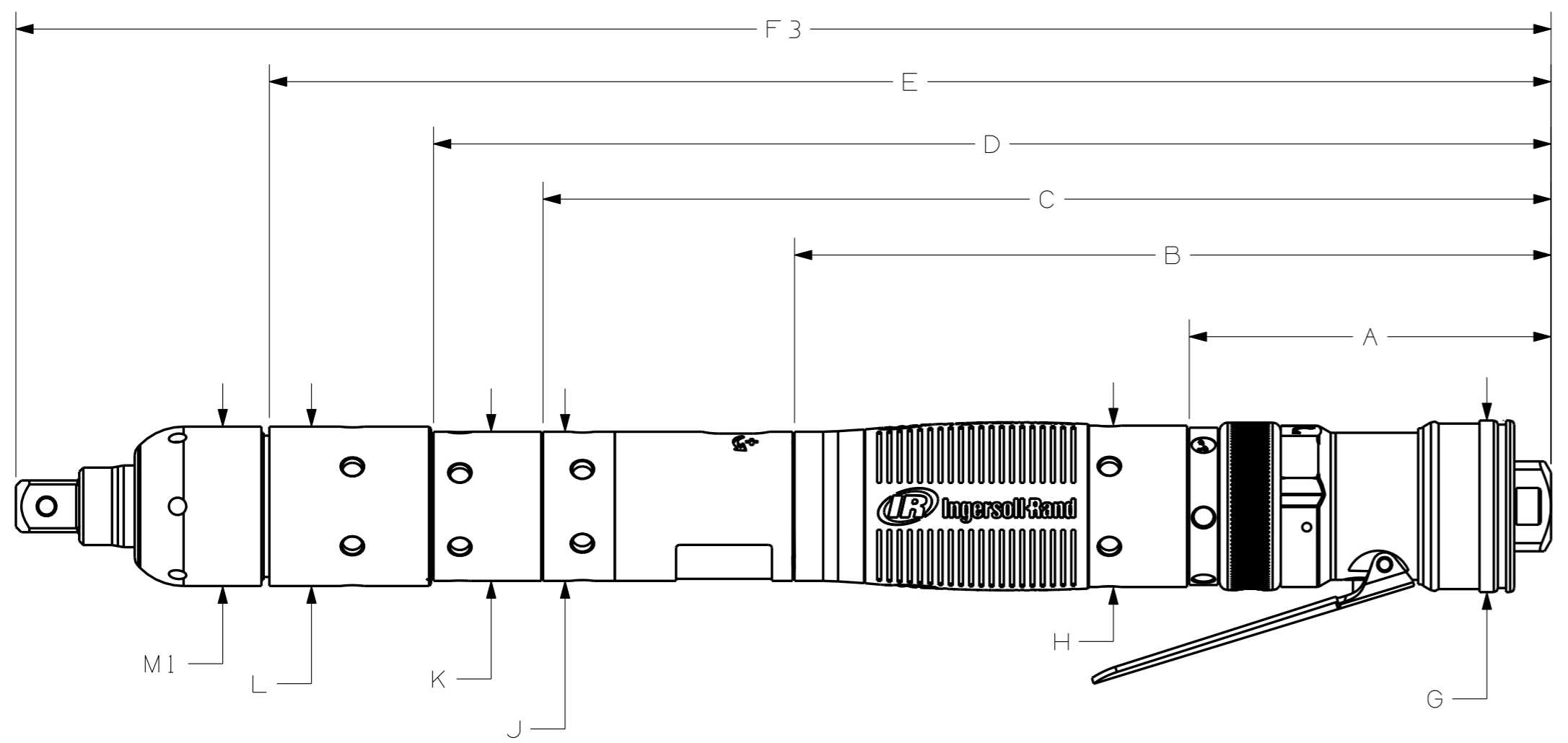


OUTLINE #	MODEL	TORQUE (XXX)					INLET (-) FLANGE (-)				A	B	C	D	E	F1	F2	F3	G	H	J	K	L	M1	M2	
		012	015	020	027	046	N	B	P	F																
1	QA4ASLS(XXX)(-)-20004	X	X	X			X	X	X	X								351.2								
	QA4ASLS(XXX)(-)-20S04	X	X	X			X	X	X	X								334.2								
	QA4ASLS(XXX)(-)-20S06	X	X	X	X		X	X	X	X								337.5								
	QA4ASLS(XXX)(-)-20S08	X	X	X	X		X	X	X	X								342.0								
	QA4ASLS(XXX)(-)-20S06					X	X	X	X	X								370.5								
QA4ASLS(XXX)(-)-20S08					X	X	X	X	X								370.5									
2	QA4ASLS(XXX)(-)-21Q04	X	X	X			X	X	X	X								421.3								
	QA4ASLS(XXX)(-)-21S04	X	X	X			X	X	X	X								411.8								
	QA4ASLS(XXX)(-)-21S06	X	X	X			X	X	X	X								411.8								
	QA4ASLS(XXX)(-)-21S08	X	X	X			X	X	X	X								411.8								
	QA4ASLS(XXX)(-)-41S04	X	X	X			X	X	X	X								462.9								
QA4ASLS(XXX)(-)-41S06	X	X	X	X		X	X	X	X								462.9									
QA4ASLS(XXX)(-)-41S08	X	X	X	X		X	X	X	X								462.9									
3	QA4ASLS(XXX)(-)-41S06					X	X	X	X	X								477.0								
	QA4ASLS(XXX)(-)-41S08					X	X	X	X	X								477.0								
	QA4ASLS(XXX)(-)-61S06					X	X	X	X	X								523.4								
	QA4ASLS(XXX)(-)-61S08					X	X	X	X	X								527.8								
	QA4ASLS(XXX)(-)-81S06					X	X	X	X	X								574.2								
QA4ASLS(XXX)(-)-81S08					X	X	X	X	X								578.6									

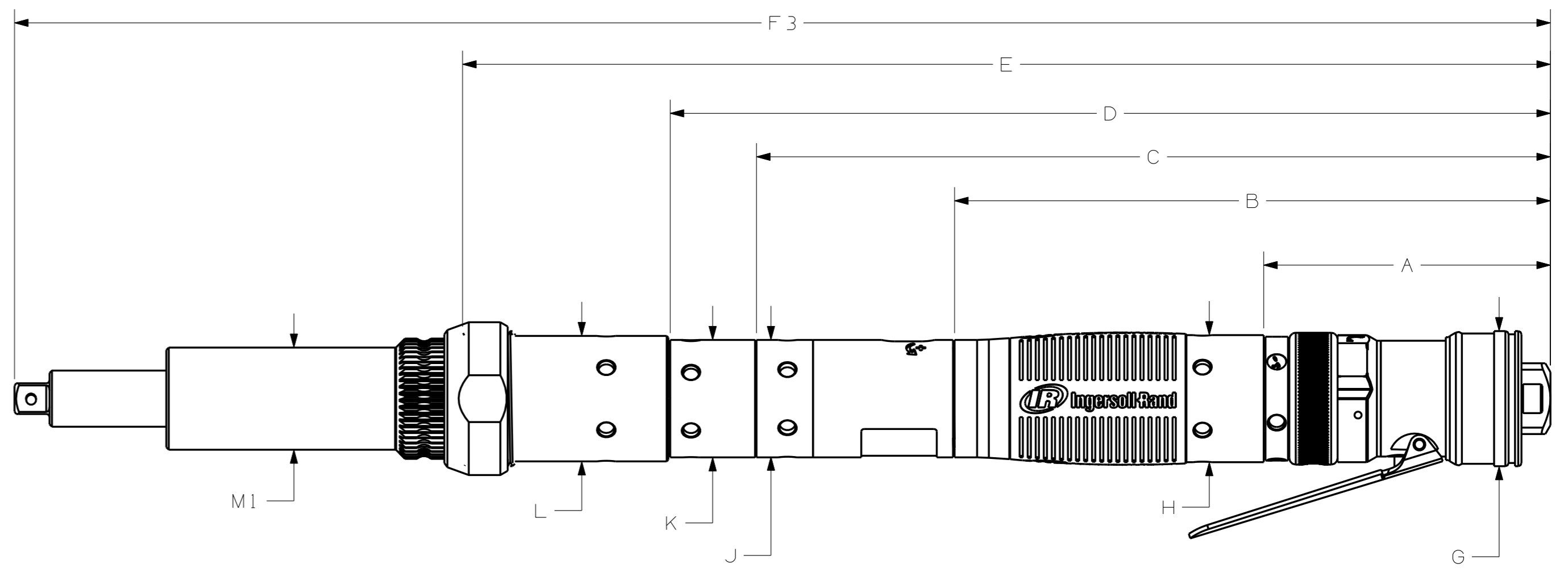
ZONE	REV	DESCRIPTION	DATE	APPROVED
	00	ECO1774US	1/12/09	MS



OUTLINE #2



OUTLINE #1



OUTLINE #3

# QA4 SERIES INLINE LEVER SHUTOFF

MATERIAL ...	UNLESS OTHERWISE SPECIFIED DIMENSIONS ARE IN MILLIMETERS PER ASME Y14.5M-1994 TOL ON ANGLE: 1° 30' REMOVE BURRS AND SHARP CORNERS MACH SURFACES 3.2 MAX	<b>WARNING:</b> THE EXPORT OR RE-EXPORT OF THIS DRAWING OR A PRODUCT PRODUCED BY THIS DRAWING IS SUBJECT TO U.S. EXPORT ADMINISTRATION REGULATIONS AND OTHER APPLICABLE GOVERNMENTAL RESTRICTIONS OR REGULATIONS. INGERSSOLL-RAND IS THE SOLE OWNER OF THIS DRAWING AND ALL INFORMATION IN IT, WHICH ARE PROTECTED BY COPYRIGHT AND OTHER LAWS AND MAY BE SUBJECT TO LAWS REGARDING EXPORTING INFORMATION OUTSIDE OF THE U.S. THIS DRAWING MAY BE USED ONLY BY ITS RECIPIENTS FOR THE PURPOSE FOR WHICH IT IS PROVIDED AND ONLY BY THE RECIPIENT, WHO AGREES THAT IT WILL NOT, WITHOUT INGERSSOLL-RAND'S PRIOR WRITTEN PERMISSION, DISCLOSE NOR USE THIS DRAWING OR THE INFORMATION IN IT EXCEPT AS SPECIFIED ABOVE OR 2) MAKE ANY COPIES OF OR EXTRACTS, REVISIONS, OR UPDATES FROM THE DRAWING. ALL COPIES MUST BE RETURNED TO INGERSSOLL-RAND UPON COMPLETION OF THE WORK FOR WHICH THEY HAVE BEEN PROVIDED OR UPON ANY EARLIER REQUEST.	COPYRIGHT © 2008 INGERSSOLL-RAND COMPANY ALL RIGHTS RESERVED PRODUCTIVITY SOLUTIONS	<b>SI-METRIC</b> H > DENOTES REQUIRED ENGLISH DIMENSION THIRD ANGLE PROJECTION		Ingersoll-Rand Company 1467 Route 31 South Ammanville, NJ 08801	
				DRAWING TITLE <b>NUTRUNNER OUTLINE OA4</b>	PART NO. <b>OA4 OUTLINE</b>	DATE <b>12/12/08</b>	REV <b>00</b>