
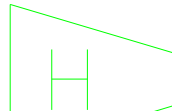
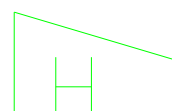
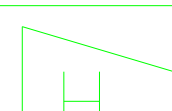


QE6AT030P[ ]  
 QE6AT040P[ ]  
 QE6AT055P[ ]  
 QE6AT080P[ ]

MODEL NO.	"A"	"B"	"C"	"D"	"E"	"G"	"L"
A2S06	 3/8"	31.4	21.6	25.7	12.8	47.1	429.6
A4S06	 3/8"	42.1	28.1	34.0	17.0	52.5	429.6
A4S08	 1/2"	42.1	28.1	34.0	17.0	52.5	429.6
A5S08	 1/2"	44.7	31.1	42.8	21.4	55.8	431.3

