



Ingersoll Rand®

LOW-TORQUE PRECISION

IQi Series

ELECTRIC SCREWDRIVER



Efficiency. Productivity. Quality.
Cost of Ownership.

LOW-TORQUE PRECISION
IQi Series
ELECTRIC SCREWDRIVER



Performance and Productivity.

Elevate performance and productivity on the assembly line with the IQi Series, an intelligent low-torque fastening solution that combines advanced technology, precision engineering, and intuitive design. Experience increased efficiency with faster set up, automated workflows and remote system access, while improving quality through advanced fastening strategies, real-time data traceability and the industry's first tilt angle control.


Designed to withstand over 1 million maintenance-free cycles, IQi Series minimizes downtime and maximizes productivity. From high-volume assembly to quality-critical manufacturing, IQi Series delivers unmatched efficiency, precision and reliability at a reduced total cost of ownership.

Transducerized Screwdrivers

- **Superior Accuracy**
Real-time torque and angle monitoring with $\pm 3.5\%$ precision.
- **Error-Proofing Features**
Advanced torque and angle control strategies reduces tightening defects like floating screws, misalignment, and cross-threading etc.
- **Complete Process Traceability**
Tightening data is recorded for compliance, audits, and quality assurance
- **Industry 4.0 Ready**
Seamless integration with MES, Fieldbus, and automated workflows.

Current Control Screwdrivers

- **Consistent Torque Output**
Maintains $\pm 7\%$ accuracy for repeatable results
- **Optimized for Productivity**
Batch control and multi-step tightening reduce human error and cycle times compared to clutch tools.
- **Ergonomic and Lightweight**
Designed for operator comfort and reduced fatigue.
- **Cost-Effective Performance**
Ideal for consumer electronics, general manufacturing, and durable goods, where reliability and speed matter most.



INCREASE EFFICIENCY

- Reduce setup time by 50% reducing costly workflow interruptions with an intuitive web-based interface that eliminates the need for manual controller adjustments. Rapid deployment ensures seamless operational readiness.
- Seamless MES and Fieldbus integration automates tool and job selection, reducing manual errors and improving uptime. Operators can focus on high-value tasks for increased efficiency.

IMPROVE QUALITY

- Achieve fastening precision with 3.5% accuracy to minimize assembly errors and significantly lower rework costs with precise torque and angle control, ensuring consistent, high-quality results.
- Improve assembly quality with the industry-leading tilt angle control that ensures precise tool alignment, prevents cross-threading, and maintains optimal joint integrity.

MAXIMIZE PRODUCTIVITY

- With real-time traceability, live access to production data enhances continuous quality control, enabling quick issue identification and resolution to improve productivity and compliance.
- Program troubleshoot, and monitor systems remotely. Real-time adjustments from anywhere reduce the on-site presence and operational costs while enhancing scalability for production teams.

REDUCE TOTAL COST OF OWNERSHIP

- Designed to withstand 1 million maintenance-free cycles, reducing maintenance frequency and downtime for long-term operational efficiency.
- The robust design and durable brushless motors extend tool lifespan, minimizing replacement needs and lowering total cost of ownership.

IQi SERIES

Boost precision
with $\pm 3.5\%$ * accuracy
to minimize errors
and rework costs

2 Platforms
Transducerized
and Current Control

Ergonomic lever design

Ergonomic grip design
>34mm on tools below 2.5Nm

All Tools ESD safe

Color Identification Ring:
Red = Transducerized
Black = Current Control

Quick change and
half moon drive

2 Different Body Sizes
0.02-2.5Nm
2-15Nm

Reverse lever

Durable brushless
motor 1 million
maintenance-free cycles

Rubber over mold grip
for operator comfort

Gearbox designed for
durability and precision

Color changed 360 degree
LED status beam:
Red = NOK Tightening
Green = OK Tightening
White = Task Light
Blue = Reverse

Remote browser support

7" color capacitive
touch screen display

Integrated Ports
Ethernet Port x 2*
USB 2.0 x 2
USB 3.0 x 2
RS232 x 1

Configure up to
32 Psets
and 64 jobs

Supports quick
software upgrades

Rapid software-based
backup and restore

Live Trace during
fastening
operation

Up to 1M
fastening
records

Intuitive user
interface

7x5 integrated
digital I/O's

Integrated MES and
Fieldbus support Open
protocol, Ethernet IP,
Profinet & Others

Modular mounting
options for:
Bench mounts &
Wall mounts

*Accuracy for Transducerized Tools is $\pm 3.5\%$, while Current Control tools is $\pm 7\%$.


*One Ethernet Port, and one USB to Ethernet Port using an adapter.

IQi Series Advanced Features

Advanced Tightening Control

Program advanced torque, angle, prevailing torque and seating torque strategies.

Benefit: Operators can detect and prevent common tightening errors in real-time, reducing time consuming rework and quality costs.



Tilt Angle Control

With the first configurable tilt angle control in the industry, program the working limit to ensure precise tool alignment at the correct angle against the joint

Benefit: Ensures each fastener is applied with optimal tool alignment to eliminate cross-threading, prevent joint damage and minimize costly rework.



iQ Stop: The advanced shiftdown mode by Ingersoll Rand® delivers a seamless transition from rundown speed to final tightening speed without stopping


Benefit: Compared to traditional shiftdown methods, iQ Stop redefines fastening by providing a faster, more efficient and highly accurate tightening process, helping manufacturers maximize output without compromising quality

Why iQ Stop?

- **Instant Transition** - No pauses, just smooth controlled speed adjustments.
- **Faster Cycle Times** - Boosts productivity by reducing fastening time.
- **High Accuracy** - Ensures precise torque application with reduced overshoot.
- **Optimized for Efficiency** - Designed for high-speed assembly lines where every second matters.

**Tested under lab conditions*

Software



- ✓ Quick navigation to set up PSET and Job
- ✓ High-fidelity Cycle Results display
- ✓ Logic rules for JOB sequencing
- ✓ Advanced shiftdown strategies
- ✓ Life Trace transfer
- ✓ Tilt Angle Control
- ✓ Barcode function: USB, Serial, Ethernet
- ✓ Unrestricted programming from controller or web browser
- ✓ Embedded, context specific help
- ✓ Multi-language support

Onboard Data Storage

- ✓ Removable SSD card stores ALL settings and data
- ✓ Complete controller settings and data recovery through SSD swap
- ✓ Full USB backup and restore function

1M

Tightening Results

Connectivity



Fieldbus Protocol Options

Ethernet IP, ProfiNet



MES Protocol Options

Open Protocol, ToolsNet

Hardware



Boot Time




2
Tool Families
Transducerized &
Current Control



4
USB 2.0 x 2
USB 3.0 x 2



7"
Full-color
Capacitive
Touch Screen



1
Ethernet Port



1
Serial Port

IQi Series Specifications

Transducerized Inline Screwdriver Specifications

Activation	Model Number	Power Supply	Torque Nm	Torque in-lbs	RPM	Weight g	Weight lbs	Drive Type	Length mm	Length in
Lever Start	IQI2LT0017TQ4	IQI-PS-1	0.02-0.17	0.17-1.5	50-1500	460	1.01	1/4" QC	243	9.57
	IQI2LT0017TM4	IQI-PS-1	0.02-0.17	0.17-1.5	50-1500	460	1.01	Half Moon	243	9.57
	IQI2LT0050TQ4	IQI-PS-1	0.1-0.5	0.88-4.4	20-1000	460	1.01	1/4" QC	243	9.57
	IQI2LT0100TQ4	IQI-PS-1	0.2-1	1.8-8.8	20-1000	460	1.01	1/4" QC	243	9.57
	IQI2LT0200TQ4	IQI-PS-1	0.4-2	3.5-17.7	20-800	460	1.01	1/4" QC	243	9.57
	IQI2LT0250TQ4	IQI-PS-1	0.5-2.5	4.4-22.1	20-525	850	1.01	1/4" QC	243	9.57
	IQI4LT0500TQ4	IQI-PS-2	2-5	17.7-44	20-900	850	1.87	1/4" QC	248	9.76
	IQI4LT1000TQ4	IQI-PS-2	4-10	35-88	10-500	850	1.87	1/4" QC	248	9.76
	IQI4LT1500TQ4	IQI-PS-2	5-15	44-133	10-300	850	1.87	1/4" QC	248	9.76
Push To Start/ Lever Start	IQI2LT0017PQ4	IQI-PS-1	0.02-0.17	0.17-1.5	50-1500	490	1.08	1/4" QC	269	10.59
	IQI2LT0017PM4	IQI-PS-1	0.02-0.17	0.17-1.5	50-1500	490	1.08	Half Moon	269	10.59
	IQI12LT0050PQ4	IQI-PS-1	0.1-0.5	0.88-4.4	20-1000	490	1.08	1/4" QC	269	10.59
	IQI12LT0100PQ4	IQI-PS-1	0.2-1	1.8-8.8	20-1000	490	1.08	1/4" QC	269	10.59
	IQI12LT0200PQ4	IQI-PS-1	0.4-2	3.5-17.7	20-800	490	1.08	1/4" QC	269	10.59
	IQI12LT0250PQ4	IQI-PS-1	0.5-2.5	4.4-22.1	20-525	490	1.08	1/4" QC	269	10.59
	IQI14LT0500PQ4	IQI-PS-2	2-5	17.7-44	20-900	880	1.94	1/4" QC	272	10.71
	IQI14LT1000PQ4	IQI-PS-2	4-10	35-88	10-500	880	1.94	1/4" QC	272	10.71
	IQI14LT1500PQ4	IQI-PS-2	5-15	44-133	10-300	880	1.94	1/4" QC	272	10.71

Current Control Inline Screwdriver Specifications

Activation	Model Number	Power Supply	Torque Nm	Torque in-lbs	RPM	Weight g	Weight lbs	Drive Type	Length mm	Length in
Lever Start	IQI2LC0017TQ4	IQI-PS-1	0.02-0.17	0.17-1.5	50-1500	310	0.68	1/4" QC	216	8.50
	IQI2LC0017TM4	IQI-PS-1	0.02-0.17	0.17-1.5	50-1500	310	0.68	Half Moon	216	8.50
	IQI2LC0050TQ4	IQI-PS-1	0.1-0.5	0.88-4.4	20-1000	410	0.90	1/4" QC	216	8.50
	IQI2LC0100TQ4	IQI-PS-1	0.2-1	1.8-8.8	20-1000	410	0.90	1/4" QC	216	8.50
	IQI2LC0200TQ4	IQI-PS-1	0.4-2	3.5-17.7	10-900	410	0.90	1/4" QC	216	8.50
	IQI2LC0250TQ4	IQI-PS-1	0.5-2.5	4.4-22.1	20-525	410	0.90	1/4" QC	216	8.50
	IQI4LC0500TQ4	IQI-PS-2	2-5	17.7-44	20-900	760	1.67	1/4" QC	242	9.53
	IQI4LC1000TQ4	IQI-PS-2	4-10	35-88	10-500	760	1.67	1/4" QC	242	9.53
	IQI4LC1500TQ4	IQI-PS-2	5-15	44-133	10-300	760	1.67	1/4" QC	242	9.53
Push To Start/ Lever Start	IQI2LC0017PQ4	IQI-PS-1	0.02-0.17	0.17-1.5	50-1500	340	0.75	1/4" QC	242	9.53
	IQI2LC0017PM4	IQI-PS-1	0.02-0.17	0.17-1.5	50-1500	340	0.75	Half Moon	242	9.53
	IQI12LC0050PQ4	IQI-PS-1	0.1-0.5	0.88-4.4	20-1000	420	0.93	1/4" QC	242	9.53
	IQI12LC0100PQ4	IQI-PS-1	0.2-1	1.8-8.8	20-1000	420	0.93	1/4" QC	242	9.53
	IQI12LC0200PQ4	IQI-PS-1	0.4-2	3.5-17.7	10-900	420	0.93	1/4" QC	242	9.53
	IQI12LC0250PQ4	IQI-PS-1	0.5-2.5	4.4-22.1	20-525	420	0.93	1/4" QC	242	9.53
	IQI14LC0500PQ4	IQI-PS-2	2-5	17.7-44	20-900	790	1.74	1/4" QC	263	10.35
	IQI14LC1000PQ4	IQI-PS-2	4-10	35-88	10-500	790	1.74	1/4" QC	263	10.35
	IQI14LC1500PQ4	IQI-PS-2	5-15	44-133	10-300	790	1.74	1/4"QC	263	10.35

Note: For the complete system, tool, controller, tool cable, and power adapter are necessary.

IQi Series Accessories

Unlock even more flexibility and ease of use with a wide range of accessories that meet your specific application needs. **IQi Series Precision Electric Screwdrivers** are compatible with a variety of accessories that maximize your manufacturing line’s productivity.



Linear Arms



Carbon Fiber Telescopic Arm



Articulating Arm

Accessories

	Model Number	Description
Articulating Arms	TA19B	Articulating Torque Arm, 19 Nm Max Torque, 740mm reach, Bench Mount
	TA02B	Carbon Fiber Articulating Torque Arm, 2 Nm Max Torque, 500mm reach, Bench Mount
	TA07B	Carbon Fiber Articulating Torque Arm, 7 Nm Max Torque, 700mm reach, Bench Mount
Carbon Fiber Telescopic Arms	TT10W	Carbon Fiber Telescopic Torque Arm, 10 Nm Max Torque, 105mm reach, Wall Mount
	TT19W	Carbon Fiber Telescopic Torque Arm, 19 Nm Max Torque, 116mm reach, Wall Mount
	TT19B	Carbon Fiber Telescopic Torque Arm, 19 Nm Max Torque, 118mm reach, Bench Mount
	TT19B-L	Carbon Fiber Telescopic Torque Arm, 19 Nm Max Torque, 128mm reach, Bench Mount, Long Reach
Linear Arms	TL15B	Linear Torque Arm, 15 Nm Max Torque, 300mm reach, Bench Mount
	TL30B	Linear Torque Arm, 30 Nm Max Torque, 290 mm reach, Bench Mount
Tool Cables	Model Number	Description
	IQI-CABLE-2M	IQI cable 2 meter
	IQI-CABLE-5M	IQI cable 5 meter
Controller	IQI11-FM	IQI Series controller with fieldbus and MES
Power Adapters	IQI-PS-1	IQI 200W Power Adapter
	IQI-PS-2	IQI 400W Power Adapter



Learn more at www.irttools.com

Ingersoll Rand (NYSE:IR), driven by an entrepreneurial spirit and ownership mindset, is dedicated to helping make life better for our employees, customers and communities. Customers lean on us for our technology-driven excellence in mission-critical flow creation and industrial solutions across 40+ respected brands where our products and services excel in the most complex and harsh conditions. Our employees develop customers for life through their daily commitment to expertise, productivity and efficiency.

