

# INSIGHTqcx

## Version 2.0.10

Sept 1<sup>st</sup>, 2020

### 1. Introduction

This is a software release note for **version 2.0.10** of **INSIGHTqcx** Cordless Controller. This document details the software versions, key new features, and upgrade instruction for this release.

### 2. Release Information

The following software releases are launched as part of this release package:

Controller Software		
#	Description	Version
1	Application	2.0.10
2	Database	0.0.7
3	OS	0.0.1

Tool Software		
#	Description	Version
1	Tool Display	100.2.1.9
2	Tool MCE	2.5.1.8

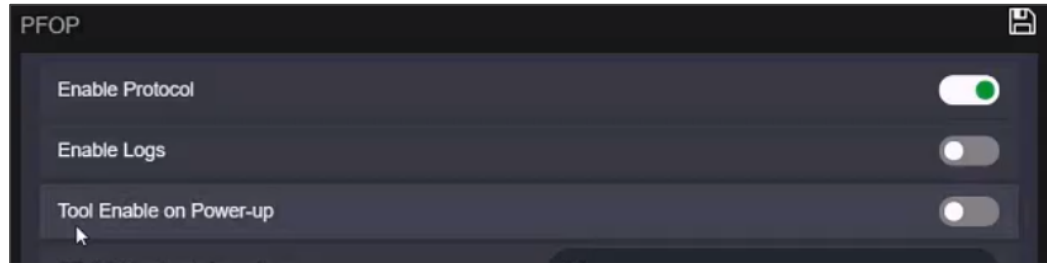
#### Note:

- ❖ To update a controller with application version prior to version 2.0 (e.g. 1.0.1) to this latest version, user **MUST** first update to version 2.0.0 before updating to version 2.0.10.
- ❖ If the controller currently has application version newer than 2.0 (e.g. 2.0.7), then user can upgrade directly to version 2.0.10.
- ❖ Users are highly recommended to upgrade to the latest software for both the controller and tool. Please follow the upgrade instruction listed in Section 4.0.

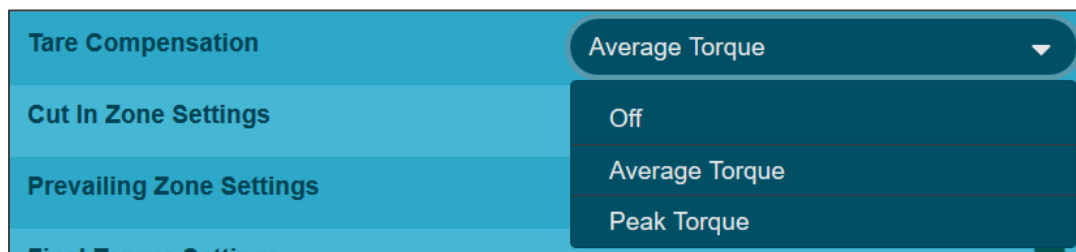
### 3. New Features & Improvements, Known Issues

#### 3.1 NEW Key Features

3.1.1 Added a new option for *Tool Enable on Power-up* under *PFOP* settings.



3.1.2 Enhanced *Prevailing Torque* step type by adding *Peak Torque* as a new option for *Tare Compensation*.



3.1.3 Enhanced default settings for FOP.

#### 3.2 Enhancements

3.2.1 Resolved an issue related to scanned barcode not being updated correctly on the screen. (# 4893)

3.2.2 Enhanced “*Any Failure*” rule type to include *Fastening Time/Angle* fails. (# 4839)

3.2.3 Removed the usage of dash (-) and period (.) as wildcard characters for Barcode. (# 4935)

3.2.4 Addressed communication issues with ToolsNet (without trace).

#### 3.3 Known Issues & Workarounds

3.3.1 When trace is enabled for *Prevailing Torque*, setting trace time to 7 or 8 seconds will cause trace not being updated correctly on the screen. Workaround is to use other values for trace time: 0-6s, or 9-10s

3.3.2 ToolsNet 8 is unable to decode and present correctly the trace data sent from INSIGHTqcx.

## 4. Upgrade Instruction

### 4.1 Controller Firmware Upgrades

**NOTE:** To update a controller application version prior to version 2.0 (e.g. 1.0.1) to this latest version, user **MUST** first update to version 2.0.0 before updating to version 2.0.10.

Follow the instruction outlined in the *How-To Update INSIGHTqcx Firmware* article (see link below) on our customer portal to update the firmware for the INSIGHTqcx controller. **Please note that the Controller may take up to 60s to reboot and multiple reboot may be required during the full firmware upgrade process.**

- <https://irtoolhelp.ingersollrand.com/hc/en-us/articles/360039603114-How-To-Update-INSIGHTqcx-Firmware>

### 4.2 Tool Firmware Upgrades

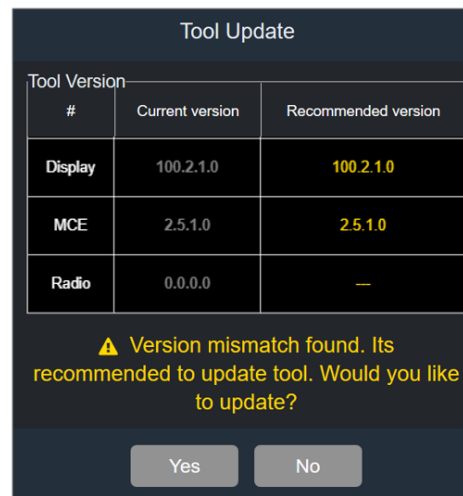
Tool firmware upgrades can be done directly using the INSIGHTqcx controller. The required latest firmware files are already included with the controller.

Prerequisite:

- To use the INSIGHTqcx to upgrade tool firmware, the display firmware version on the tool has to be 3.x.x or higher. For older tool display firmware (V1.x.x or 2.x.x) it is necessary to first update to version 3.x.x or higher using ICS.

Steps:

1. Connect the QX tool into the controller using a USB cable.
2. Once connected, an Update screen will appear to highlight the current vs recommended software versions (see sample screen shot below).



3. Follow the instruction on the screen to update the MCE and Display firmware. In some cases, the tool may need to be recycled power to complete the update process.
4. After the tool is updated, please perform a Factory Reset on the tool using Tool Settings → Factory Reset. Please note that the tool may take up to 8s to fully perform the factory reset.

## 5. Appendix A – Language and OP MID

### 5.1 INSIGHTqcx supports the following languages

#	Language	Native name
1	Chinese (Simplified)	中文(简体)
2	Spanish	Español
3	French	Français
4	German	Deutsch
5	Italian	Italiana
6	English	English
7	Korean	한국어
8	Japanese	日本語
9	Russian	Русский
10	Polish	Polskie
11	Portuguese	Português
12	Czech	Čeština

### 5.2 List of supported Open Protocol MID

MID	Description	INSIGHTqcx 1.2.2	MID	Description	INSIGHTqcx 1.2.2
1	Communication start	●	51	Vehicle Id Number upload subscribe	●
2	Communication start acknowledge	●	52	Vehicle Id Number upload	●
3	Communication stop	●	53	Vehicle Id Number upload acknowledge	●
4	Command error	●	54	Vehicle Id Number upload unsubscribe	●
5	Command accepted	●	60	Last tightening result data subscribe	●
6	Spindle Connect Status	●	61	Last tightening result data upload	●
7	Spindle Connect Status Ack	●	62	Last tightening result data acknowledge	●
8	Spindle Connect Status Subscribe	●	63	Last tightening result data unsubscribe	●
9	Spindle Connect Status Unsubscribe	●	64	Old tightening result upload request	●
10	Parameter set numbers upload request	●	65	Old tightening result reply	●
11	Parameter set numbers upload reply	●	70	Alarm subscribe	●
12	Parameter set data upload request	●	71	Alarm Upload	●
13	Parameter set data upload reply	●	72	Alarm Upload acknowledge	●
14	Parameter set "selected" subscribe	●	73	Alarm Unsubscribe	●
15	Parameter set "selected"	●	74	Alarm Acknowledged on torque controller	●
16	Parameter set "selected" acknowledge	●	75	Alarm Acknowledged Ack	●
17	Parameter set "selected" unsubscribe	●	76	Alarm Status	●
18	Select Parameter set	●	77	Alarm Status acknowledge	●
19	Set Parameter set batch size	●	80	Read time upload request	●
20	Reset Parameter set batch size	●	81	Time upload reply	●
30	Job numbers upload request	●	82	Set Time in the Torque Controller	●
31	Job numbers upload reply	●	127	Abort job	●
32	Job data upload request	●	128	Job batch increment	●
33	Job data upload reply	●	129	Job batch decrement	●
34	Job "info" subscribe	●	130	Job Off	●
35	Job "info"	●	150	Identifier download request / reply	●
36	Job "info" acknowledge	●	250	Selector socket info subscribe	●
37	Job "info" unsubscribe	●	251	Selector socket info	●
38	Select Job	●	252	Selector socket info acknowledge	●
39	Job restart	●	253	Selector socket info unsubscribe	●
40	Tool data upload request	●	410	AutoDisable settings request	●
41	Tool data upload reply	●	411	AutoDisable settings reply	●
42	Disable tool	●	900	Trace	●
43	Enable tool	●	9,999	Keep alive message	●
50	Vehicle Id Number download request	●			

**6. Revision History****Revision History**

<b>Version</b>	<b>Date</b>	<b>Summary of Changes</b>	<b>Author</b>
0.1	9/1/2020	Initial draft for version 2.0.10	Eng-Hua Yap
0.2	9/3/2020	Updated details related to ToolsNet 8.	Eng-Hua Yap