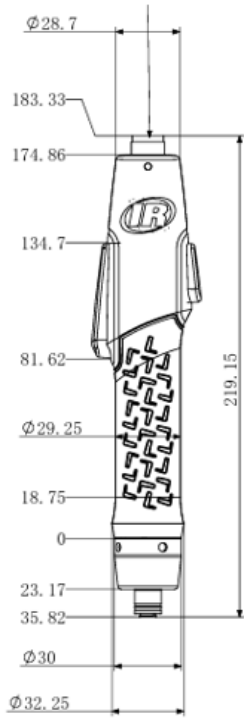


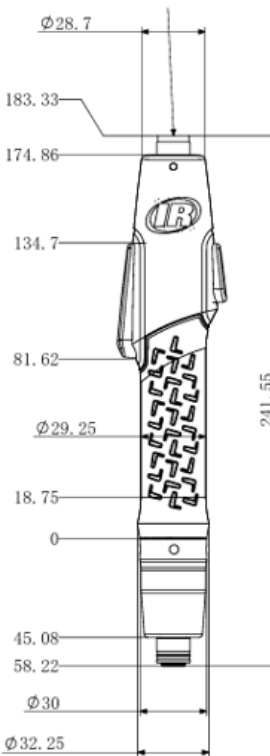
Current Control – 2D Drawings

Current Control
Trigger Start
0.17 / 2.5 Nm



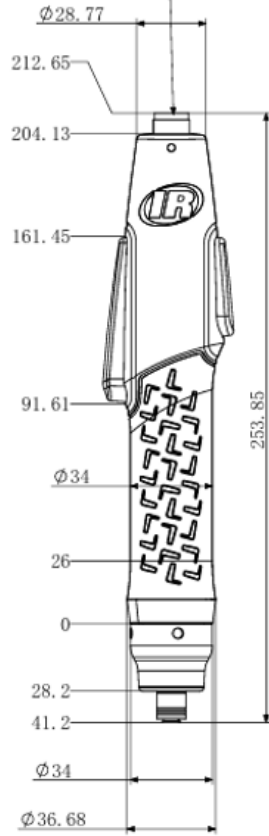
- IQI2LC0017TQ4
- IQI2LC0017TM4
- IQI2LC0050TQ4
- IQI2LC0100TQ4
- IQI2LC0200TQ4
- IQI2LC0250TQ4

Current Control
Push Start
0.17 / 2.5 Nm



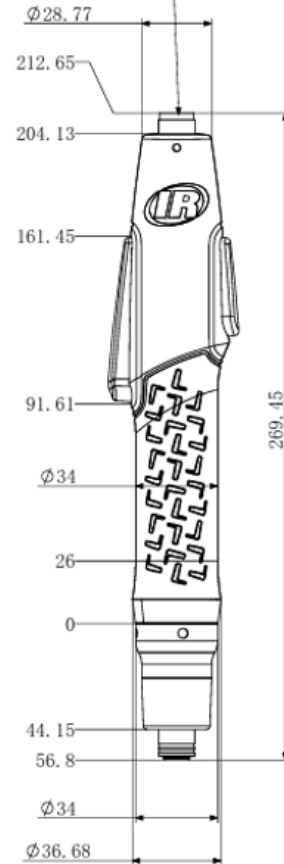
- IQI2LC0017PQ4
- IQI2LC0017PM4
- IQI2LC0050PQ4
- IQI2LC0100PQ4
- IQI2LC0200PQ4
- IQI2LC0250PQ4

Current Control
Trigger Start
5 / 10 / 15 Nm



- IQI4LC0500TQ4
- IQI4LC1000TQ4
- IQI4LC1500TQ4

Current Control
Push Start
5 / 10 / 15 Nm



- IQI4LC0500PQ4
- IQI4LC1000PQ4
- IQI4LC1500PQ4